



Cars for Sale

1982 2.8 injection, black, full service history along with old MOT's, has been dry stored for over 10 years, MOT until end of April 2006, only covered 47,000 miles from new, 4 speed box, Goodyear NCT's on peppercot alloys, unmarked Recaro interior with the "Carla" check fabric, stainless exhaust system, polybushed front end, absolutely stunning, only £6,995 ovno

Tel: Chris on 01752 345312

2.8 injection, Blue over Silver. Excellent all round condition

Tel: Ed for details on 07809 025368

1986 1.6 Laser, Mineral blue, 107k, Excellent interior, T&T til Feb 06. In need of front wings but otherwise very sound. £700 OVNO

Tel: Terry on 078900 39462

1986 1.6 Laser, Mineral blue, 95k, two owners from new, all MOTs, MOT'd til Sept 06, No rust, Waxoyled, good tyres, original radio.

Tel: Lynda on 01392 416123
or 07795 267320

Spares for Sale

Superb Mk2 bonnet, blue - it would take very little to make this mint! £100
Lots of other Mk3/2 parts - please ask
Contact: Guy on (01822) 611444

Mk 2 Rear light lenses. Un-cut 6 dial dash surround
Contact: Chris on 01752 345312

Mk5 Cortina spares always available – please ask for details
contact Gail on 07966 056068 or
e-mail cortina80@cortina80.co.uk

Back Axle free to a good home:
Phone Antony on 01271 882870

Wants

Model Capris
or memorabilia wanted
Contact: Guy on (01822) 611444

Ed wants a console clock with minutes.

Chris wants a cheap Capri with MoT.

p/s exhaust manifold for a capri 2.8
old type - In desperate need
01752 220809

WANTED
MORE WANTS
& SALES!!!

Advertising is free to members and enthusiasts,
so if you have any sales or wants,
please let the editor know.

e-mail: capriclub@t-a-c-o.co.uk



Printed by: Ottery Press Ltd., Tavistock. PL19 8NR
Tel: (01822) 611444 Fax: (01822) 611334 E-mail: sales@otterypress.co.uk



Paul drifts round the 2005 course with site owner Jo Williams

The Capri-Corn

Club Magazine - No. 22 August 05

Club Contacts:

Guy Massey (President, Editor & Membership Secretary)
8. Ottery Cottages,
Tavistock, Devon. PL19 8NR
Tel: (H) 01822 614977
(M) 07775 697590
(W) 01822 611444
Fax: 01822 611334
e-mail: capriclub@t-a-c-o.co.uk

Paul Hann (Chairman)
43 Pearse Close,
Hatherleigh, EX20 3QW
(M) 07973 905563
(NOT after 9pm please)

Tony Curtis (Vice-Chairman)
90 Harewood Crescent
Plymouth. PL5 3PU
Tel: (H) 01752 786478

Gail Salter
(Secretary & Events Coordinator)
Tel: (H) 01752 224009
(M) 07811 210467
e-mail: taco@cortina80.co.uk

John Gliddon (Treasurer)
11 Oak Road
Okehampton. EX20 1UZ
Tel: (H) 01837 55314

Barrie Papworth (Parts Register)
Tel: (H)

Editorial

TACO, 8. Ottery Cottages, Ottery,
Nr. Tavistock, Devon. PL19 8NR
Fax: 01822 611334
e-mail: editorial@t-a-c-o.co.uk

Website www.t-a-c-o.co.uk

Membership Subscription NOW DUE

This runs from 1st July to 30th June and is £1.50 pcm or part thereof and will be paid yearly in advance (£18.00), although members joining later in the year will pay a reduced fee pro-rata. **This fee is payable whether a member chooses to attend club meetings or not.** Other events may require a donation towards costs i.e. BBQ, entry or entertainment costs. Cheques should be made payable to **TACO** and sent to TACO, C/o. 8. Ottery Cottages, Tavistock, Devon. PL19 8NR. **This magazine is partially funded through the subscription fee, please ensure your subs are paid up to date, no subs = no mag!**

Advertising

Members may advertise their sales and wants FOC. Commercial advertisers rates are £5.00 per issue per eighth page. Cheques should be made payable to **TACO** and sent to the Membership Secretary, C/o. 8. Ottery Cottages, Ottery, Nr. Tavistock, Devon. PL19 8NR.

TACO Wish to express their thanks to those organisations who have supported us by advertising. Please support those who support us.

Ex-Pressed Steel Panels Ltd.

Specialist Car Panel Manufacturer.

For a full list of Capri parts please visit our website
www.steelpanels.co.uk
Ickornshaw Mill, Cowling, Nr. Keighley,
West Yorkshire. BD22 0DB
Tel: (01535) 632721 · Fax: (01535) 636977

Classic Exhaust Ltd.

Manufacturing, Sales and
Distribution of Exhaust Systems,
Pipe & Tube Bending.
Tel: 01784 - 471232
Fax: 01784 - 471262
1 Delta Way, Crabtree Road, Thorpe
Ind.Est. Egham, Surrey. TW20 8RN



Bespoke Wedding Stationery ✓
All Business Stationery ✓ Personal Stationery ✓
Draw Tickets ✓ Booklets ✓ Short-run Digital Colour Leaflets ✓
Short-run Digital Colour Cards and Invitations ✓
Local Collection & National Delivery ✓
Electronic Files Accepted by E-mail or on Disk ✓

Ottery · Tavistock · Devon · PL19 8NR

Tel: (01822) 611444 · Fax: (01822) 611334

E-mail: sales@otterypress.co.uk

Web: www.otterypress.co.uk


R.D.L.

AUTO SUPPLIES

Car Body Panels, Bodyshop Consumables
Special discount available to
members of **TACO**
Tel: 01822 832957
Fax: 01822 835999
Unit 2B · Dellaware Industrial Estate
Delaware Road · Gunnislake
Cornwall · PL18 9AR


ALBASTON STARTERS & ALTERNATORS

Full range of New and Re-manufactured units in stock.
Repairs as required.



TEL: 01822 832925

MOB: 07899 965869



TACO Social Meet

18th September 2005

Crownhill Fort Classic & Kit Car Rally 2005

Crownhill Fort, Crownhill Fort Road, Plymouth PL6 5BX

This is a slightly unusual location for a social meeting, but it was decided that because of all the recent back-to-back shows the only way to get members together would be at a show!!!

All members should have received their entry forms, and those who want to attend returned them to Gail already. However if you have not yet done so and want to come, you can always pay on the gate!



Please try and support us at these social events, it's a great way of getting to know other club members, exchanging ideas, and views, and going places that otherwise you may never visit. It is TACO's policy to stage these events approximately monthly, without clashing with the Formula One schedule! Dates are publicised on the website and in the magazine. Every other meeting will be in an alternative location to our "home pub" Chipshop Inn, nr. Tavistock, in order to be fair to those who have to travel a distance. **So if you have a local, with good facilities, who would be prepared to host an event, please let us know.**

(12)

From the Chairman

A big thank you, to the members and friends of our club, who so willingly gave up their time to make our show happen. A few of whom are named below. I apologise if I have missed anyone.

Thanks to Tim's parents for standing in when Tim wasn't well enough to attend, providing a marquee and helping to erect all three. Thanks also to Mike Dobson for borrowing, collecting and returning the other two marquees. Mike also helped set up and supported throughout the weekend. Thanks to Simon for the loan of the Barbeque, thank you to Mark Alagna for his time and the use of his transporter.

Well done and thanks to Trish and Lizzie for all your efforts providing refreshment during the whole show. Thanks go to John for his help and all the items he supplied, far too much to list. Thanks must go also to Gail, Tony, Guy and Dan, and not forgetting Jess, who finished mowing the bottom part of the field by hogging the ride on mower which had kindly been loaned to us by Eddie Jones of Ottery.

A huge thank you to Jo for the use of her field and providing us with some excellent draw and auction prizes, The White Hart, Chilsworthy for the Bar, Richard Jay for the "Rocking Roadshow Disco" and TIP, who turned up on Sunday to cook everyone breakfast.

I hope to see more members helping out at next year's camp, as the saying goes, "many hands make light work" and after all, this camp/party/carshow is for all members to enjoy.

Thank you

Paul Hann, Chairman

From the Ed

Apologies for the lateness of this issue. A busier than normal workload has meant that there has not been much spare time over the last few weeks, The wedding season is now entering its quite time, and the pressure at Ottery Press has at last lessened (it went out with a bang, we had ten weddings on the 10th Sept!)

Putting the magazine together takes time, the major part being sourcing and editing articles of interest and sorting photographs. If anyone has anything to submit please do so, especially tales of Capri ownership and rebuilds/repairs of members cars.

If anyone has attended an event not supported by the club as a whole, why not write a report for the benefit of other members? This would help us to plan our calander for next year.

There are several projects being undertaken by members for the benefit of the club, how about stage by stage reports for inclusion in the magazine?

Guy

(1)

Ford Capri 2ltr - 77 MPG, its official!

Whilst at the Powderham show this year I got chatting to a Capri owner called Garry from Wales. He informed me that he had a 2ltr and used it as a daily drive to and from London. "That must be expensive!" said I. "No, not at all", he replied, "my running costs equate to 77mpg!" I asked him to email me the secret, his answer is as follows.

Hi Guy,

As promised some info in gassing up a capri. Sorry its been a few weeks , had to wait for my daughter to re appear with the digital camera, then when she did the memory card was u/s! Any way working now so have taken some pics.

The tank in the boot was a 40 litre doughnut. It only just fits as you can see. I had to hammer down a three inch section of the spare wheel well to facilitate the exit pipe for the gas. The tricky part was getting the petrol tank back in snugly and took half a day of cursing!



There are three solenoids between the tank and the carburettor, these switch on the gas. There is another solenoid in the petrol line, you can see it in one of the pics, this stops the petrol if you are running on gas.



I was very pleased with the filler, as you can see I managed to get it in next to the petrol cap, Brilliant!

I had trouble finding a mixer to fit the twin choke weber and tried about 4 types, non fitted correctly. Taking the advice of Dominic at Avon Autogas I used twin pipe injectors that fit on top of the K&N and shoot the gas



straight into the carb. Not [pretty and a shame to drill the nice filter top but at 29p a litre I can live with it!

You can see the vaporiser gizmo fits easily close to the carb.

The switch fits neatly under the dash. The idea is that you turn off the petrol solenoid and run the carb dry. As the car starts to

(2)

Videos available to members.

This will (Hopefully) be extended to include other titles - (DONATIONS PLEASE!). (Hire charge: £1.00 donation to the club coffers).

"Classic Ford Cars on Show" 55mins.

"Ford Concept Cars" & "Capri for Me" Broadcast on Men & Motors

"Wheeler Dealers" - Capri 1.6 Laser Restoration!?! - Broadcast on UK Living

"A whole bunch of Capri stuff on DVD" A pretty good ripoff compilation bought off eBay.

Haynes and other manuals

We are building a library of these for members reference, again any donations would be welcome.

Titles already in our possession are;

- Ford - Capri Mk2/3 Workshop Manual 1.3, 1.6, 2.0, 2.3 & 3.0
- Pearson's - Capri Illustrated Servicing Guide 1.3 & 1.6 OHV, 2.0 V4, 3.0 V6
- Autobooks - Capri 2000 V4, 3000 V6 1969 -1976
- Haynes - Capri Mk1 1.3 & 1.6 OHV
- Haynes * - Capri Mk1 1969 -1974 2.0 V4, 3.0 V6
- Haynes * - Capri Mk1 1972 - 1974 1.6
- Intereurope - Capri Mk1 & 2 1.3, 1.6 OHV, 1.6, 2000 OHC
- Haynes - Capri Mk1 2.0 & 3.0
- Haynes - Capri Mk2 1.6 & 2.0
- Haynes - Capri Mk2 3.0
- Haynes - Capri Mk2/3 1.6 & 2.0
- Haynes * - Consul, Zephyr & Zodiac Mk, 2 & 3 1951 - 1966
- Haynes - Cortina Mk4 1.6 & 2.0
- Haynes - Fiesta Mk1 76-79
- Haynes - Fiesta 83-89
- Autobooks - Ford Escort 1100, 1300, Super, GT, 6,8cwt Van 1967-1974
- Haynes - Sierra 2.3 & 2.8
- Haynes - Body repair manual

Photocopies of any relevant section of the above will be sent by request if you supply an SAE. Items marked * are club property.

Limited Edition Classic Car Pictures by Nick Luff

Nick Luff has produced a range of limited edition classic car prints, including Mk2 and Mk3 Capris. These are hand painted in water colour, signed and numbered by the artist. These may be commissioned to represent individual cars. Nick may be contacted through **TACO** or directly on 01822 834106.



(11)

NEWS

TACO Publicity Cards

These are working very well, and have already helped to increase our membership. Please ensure that you carry them with you so that you can spread the word to other potential members. If you run out, we have received another delivery so can top you up.

TACO Banner is to be joined by a TACO Flag!

Our ten foot long banner has been joined by a flag. This has been produced from our own artwork by Significant Signs in Plymouth who very kindly give us trade rates. The flag will be flown at selected events from the pole that was donated to the club by Chris. Should any member require either the banner or flag for show use, please ask Guy, Paul or Tony in good time... we only have one of each!

TACO Website

The website address is www.t-a-c-o.co.uk Please send any submissions directly to capriclub@t-a-c-o.co.uk. Gail is now also helping to expand the site. There is now a Guest Book and Forum on our home page, please use them when you visit. Duchy Show 2005 has been added to the What's on? pages. The site now has 50mb of dedicated webspace and it's own icon when you add it to "my favorites" in your browser.

Club Merchandise

TACO windscreen stickers are only £1.00 each and designed to be stuck on the inside of the windscreen.

We have now found a company that is willing to **embroider our logo** onto supplied (new) garments for about £3.00 each. We need to make up orders in 10's so please, so let Guy have those T-Shirts etc.

Club Directory

If you need to contact a club member, but do not have their details, please contact Guy. If you do not wish to have your number passed on to other members, please let me know and I will mark your record accordingly. Space so far has prevented us from including other CCI branch contact details.

Interesting Websites

www.ebay.co.uk - Europe's largest on-line auction - always worth a look for Capri related goods, a lot of bargains to be had. Bid late but don't get carried away!

www.autotrader.co.uk - Looking for a new Capri? Here is a good starting point.

www.fordcaprilaser.co.uk - A terrific site, full of useful information, images, advice and sales - remember Guy's free graphite grey competition winner last year? It came from here!

<http://cerberusracing.hostinguk.com/cc/> - Capri Club International new home, lots of information here as we as links to other clubs.

www.fordcapri.co.uk - Used to be Simon's site.

<http://www.zyworld.com/caprisport/> - Caprisports, the home of some great mods.

<http://www.t-a-c-o.co.uk> - Our very own site!!!!

stall press switch to gas position and the gas solenoids open to allow gas into the carb. These are also dependant on receiving a signal from the coil, this means as soon as you turn off the engine or stall for whatever reason (crash) the gas is safely switched off and as the solenoids are strategically placed there is no risk of fire. Neat

It cost me less than £300 in total, part using Ebay and Avon Autogas no. in yellow pages, I also fitted a valve saver device that drip feeds lead replacement into the carb vacuum system. This I obtained from Avon Autogas.

Hope this is of interest. If you need any more info give me a email.

Regards

Gary Humphries



Thank you Garry, and for letting us reproduce this information in our magazine and on the website.

I for one hope to be installing a similar system in the Ottery Press Capri in the near future, Garry has been using his now for two years and has only suffered from one problem, traced to a faulty solenoid.

Memorable Capri Introduction dates:

- (1973) Capri RS3100, 3.1 litre Rally Sport version
- (1973) Capri 3100GT, 3.1 litre, 148 bhp and a huge spoiler
- (1973) Capri Perana, a South African special which utilized the Ford 302 (4.9L) V8
- (1979) Capri Zakspeed, heavily spoiled 'silhouette' Gr.5 German race special, utilized (to get round Gr.5 turbo regulations) a Cosworth modified 1427 cc 4 cyl turbocharged race engine outputting a massive 375 bhp
- (1983) Capri Tickford - 2.8i V6 Cologne engine with turbocharger and a scary 205 bhp (150 kW)
- (1987) "Brooklands" Capri 2.8i Cologne V6 and full leather interior

TACO Summer Soirée - Report by Paul



Members ponder a marquee puzzle



TACO's very own speed Queen, Jes, who went on to put up one of the best times on the drifting course!



Gail leads the traditional TACO Brick Dance



Training Capri drivers is best started early

On top of a hill, in a field, looking down over a valley where the green grass flows like a patchwork velvet blanket and Dartmoor can be seen in the distance. This was the setting of our Summer Camp.

A glorious Friday, erecting marques and finishing off the show ground ready for Saturday. Whilst our team of volunteers worked, Paul from the Granada Owners Club arrived and leaped in to help. Thank you Paul!

As Friday evening drew in, the BBQ came to life and tinnies were opened. We were ready for anything... including the rain!!!

Saturday started with light showers, which soon became heavy showers and then a downpour until mid-afternoon. At 4pm six of our cars and two from the Granada Owners Club set out on an excursion to Morwellham Quay and back, Dan lead the way.



Sunday weather, vastly better than Saturday



Granada Owners Club in attendance

(4)



June's Caption competition

All the following have been suggested by Gail, as the only printable entrant she also wins the competition! Well done Gail.

Gail's prize is a genuine Air Guitar, once the property of Jimmy Hendrix, and used by Hank Marvin when on tour with the Shadows in 1966.

- 1] Vicky I said reverse!!
- 2] Mike's intake is capable of sucking in small children and Simon
- 3] Simon failed miserably in his attempt to impersonate a car jack
- 4] I'm sure there's an easier way to adjust the timing...
- 5] Vicky are you under there?
- 6] It'll fail its MOT if you don't get that big bug off the bumper

August Caption Competition



Lets kick things of with...

"James nursed a secret ambition to become a vet"

A few more contributions from other members this month please!!!

Email your suggestions to:

capriclub@t-a-c-o.co.uk

Diary Dates (red indicates TACO involvement)

If you are planning to attend any of the following shows, please inform the editor and if possible provide a write up and photographs after your visit.

17th & 18th September

Crownhill Fort Classic & Kit Car Rally

Crownhill Fort Road
Plymouth

4th October 2005

Vospers Motorhouse

Marsh Mills, Plympton.

A select gathering of classic cars, not all Fords.

Saturday 3rd December 2005 TACO Christmas Meal and Party incl. DISCO

7.00pm at Chipshop. Expected to be about £10 per head.

(9)

Tales from Dagenham 4 - The Night Shift Years

After my Apprenticeship, I decided to go onto the night shift to earn some real money. The guys that worked the regular nights were a whole new breed of individuals that were to shape my whole outlook on life. Characters such as these I had never met and probably never will again.

For those of you who are as old as I am and can remember the summer of "76," this heat wave was spent on the night shift. When this HOT summer broke, it was with the most violent thunderstorm that I can ever remember. I had been on the roof of the building with a few of the others watching this spectacular light show. We only came in when the rain, or deluge, started.

During the night shift, we were allowed to sleep on the understanding that our foreman knew where we were and we would get up if called for a breakdown. This night in particular no one could sleep and things in the plant were running well. So make shift beds were everywhere and people were reading to pass the time. This included me. After much reading and listening to the rain on the roof, I went down to the basement to one of our toilets. As I was returning, I heard a sound that I can only describe as a "Whoosh". As I approached the stairs to go up, a huge waterfall was coming down the stairs to meet me. I ran through this water to find, on the main floor, a storm drain cover was sitting four foot off the ground on a column of water and the tide was heading towards our maintenance shop. I ran to the shop to warn my colleagues of the impending Tsunami that was heading our way and if they wanted to stay dry, we had to lift our beds and get up off the floor.

One guy, a Scotsman by the name of Jim, told me to "F*** Off and stop mucking about" as I was always joking. I told him this was no joke and if he wanted to stay dry, he would pick up his bed and book, along with his sarnies and get them all up off the floor. Everyone, including myself, were picking up their cardboard beds, pillows, books and anything else that we had at our bedside! We were all shouting at Jim but he took no notice and called me a joker.

Everyone of us had collected our things together and were stood on benches and our seats, that were small wooden forms, to get off the floor. When the Tidal Wave hit our shop we first saw paper and rubbish being swept along, then came a pack of sarnies followed very closely by Jim, still sat on his bed looking as though he was on a lilo and riding a wave at sea. The profanities that he was expelling only got worse when we all saluted him and started to sing A Life on the Ocean Wave. He was carried right down to the end of our shop where he was unceremoniously dumped off his bed into the filthy cold water surrounded by his sarnies and books and other bits of flotsam and jetsam. By the time he gathered all his items together he looked like a drowned rat and all you could hear was roars of laughter from the rest of us.

He called me every name under the sun and blamed me for his soaking. After this any time we had rain, he would pick his bed up and move to higher ground. Yes, he was right, I was a joker on the night shift and got up to some great pranks. Like the night of the puppet, but that's another story.

(8)



An composite of two pictures, can you see the join? Clue one Duchy member appears twice!



An egg and spoon race with a difference!



Gail sets the pace in the Slalom

Duchy turned up in force shortly afterwards with a dozen Capris and a Sierra in tow.

Saturday Evening kicked off with the BBQ coming back to life, driven successfully by Trish and Lizzie. With the bar, games and Disco no one noticed the rain and we all partied well into the night, the stragglers finally turning in at 3.30am.

Sunday is for Sun, and it shone on us all day. The breakfast bar arrived at 7am and it wasn't long before we all awoke to the aroma of bacon and eggs. Judging started around midday and Vicky's Dad, Colin, an ex-Ford plant worker, lead three novice judges around all the cars. Thank you Colin and your team namely, Trish from TACO, Martin from Duchy and Aaron from the Granada Owners Club.

Throughout the day driving challenges kept everyone busy and went down a treat with all who attended. Everyone who attended enjoyed every minute they were there. If you missed out there is always next year.

Thank you to all our members who helped break camp after the show.



What did those cones ever do to you?!



Lovely livery boys!

(5)

Mount Edgecumbe 2005 - Report by Gail

After the awful weather on Saturday we were a little apprehensive about agreeing to meet at Tideford at 8.00am on Sunday. However Sunday dawned bright and clear and I met Guy and John as planned.

We then drove through some of the most spectacular scenery, with the steam curling upwards as the morning sun dried out the roads.

We arrived at Mt Edgecumbe at 8.30am expecting to find Mike already on site as he had promised us he was going to be there at 7.30am. But no, it was just the 3 of us. After a little negotiating with the stewards we secured a prime end of row site for the TACO stand. We quickly erected the flag pole and all saluted as the TACO flag had its first airing. The gazebo soon followed, with the TACO banner and some Cortina bunting.

Other members soon turned up including Mike, Simon, Tony and Dan who was nursing a sore head! We had a total of 7 members cars present.

We were also joined by a fabulous MK3 Crayford Cortina that belongs to one of Guy's wedding stationery customers, and who is known as "Apples".

The show was huge, almost as big as Powderham, and was only lacking in traction engines. There was something for everyone including a massive car boot sale, autojumble, bouncy castles and other stalls. The beach was close by. The weather was beautiful as my sunburn testifies! Fortunately it was cooler than Powderham.

The main highlight of the day was John's car winning a first prize, although there is a little confusion as to the exact category. It was called out as Best British Ford from 1960 to 1970 - not bad for a car built in the 1980's. There was a small delay waiting for the presentations, while they searched for the owner of a Dodge Viper. John received his trophy from the Earl of Mount Edgecumbe. Unfortunately Guy missed the

presentation despite me trying to text him, so I've taken the only photos of John accepting his award.


After the presentation of trophies at about 3.30pm the show started to break up. Guy, Daniel and I left just before 5.00pm and it took nearly an hour to get back to the A38.

Over all it was an excellent day, with the TACO stand starting to look quite impressive with our flag, and banner and other bits and pieces.

Congratulations again to John and Trish on your award!!



This TVR basks under a perfect sky.



An unlikely visitor in search of a doctor.



A range of impressive Ford Hot-Rods graced the field.



As car shows go, the location and variety of exhibit and activities offered, take a lot of beating.



Which way looks best do you think?



"Apples" lovely Crayford Mk3 Cortina.



I didn't know the Highway Patrol came this far.



John accepts his award from the Earl of Mount Edgecumbe and negotiates his supply of 2005 designer sandals!



Leather, Lamborgini style.